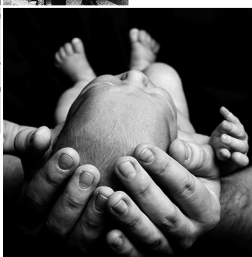







Barry Shafer
with
Lora Barnes
Leneita Fix
Dodger Vaughan



SOME THINGS
YOU'VE GOT
TO KNOW

FAITH BASICS

LEADER PREP





Second Edition
Copyright © 2017 by InWord Resources

First Edition
Copyright © 1997 by Barry and Dana Shafer

All rights reserved worldwide. Permission is granted to reproduce student pages only.

Unless otherwise indicated, Scripture taken from:
**THE HOLY BIBLE, NEW INTERNATIONAL VERSION®, NIV® Copyright © 1973, 1978, 1984, 2011
by Biblica, Inc.® Used by permission. All rights reserved worldwide.**

TABLE OF CONTENTS

Getting Started	4
Study Preview	8
Session 1: God's Word: Start Here	
Prep It	9
Session 1 Scripture Sheet	15
Session 2: Sin: It Sinks	
Prep It	17
Session 2 Scripture Sheet	23
Session 3: Salvation: Rescued Just in Time	
Prep It	25
Session 3 Scripture Sheet	32
Session 4: Redemption: Paid in Full	
Prep It	31
Session 4 Scripture Sheet	39
Session 5: The Holy Spirit: Plug into the Power	
Prep It	37
Session 5 Scripture Sheet	47
Session 6: Sharing Your Faith: Throw the Rope	
Prep It	45
Session 6 Scripture Sheet	55

SOME THINGS
YOU'VE GOT
TO KNOW

FAITH BASICS GETTING STARTED



If you have never fully read a set of instructions before diving in, make this your first time. It won't take long and it will greatly enhance your InWord experience.

WHAT IS INWORD?

InWord is a non-profit ministry dedicated to thoroughly equipping God's people with God's Word. Spiritual formation must include meaningful engagement in God's Word—engagement that leads to regular, consistent Holy Wow. This is what builds a lasting, mature faith—a faith that will survive the tests of life and the assaults of the enemy.



HOLY WOW

It can be elusive and hard to define, but you know it when you see it...or feel it...or touch it. It's those wow moments in Scripture that bring pause, when truth reaches past your protective shell and grabs your heart, leaving you better in any number of ways: more resolute, courageous, awakened, convicted, motivated, inspired. In short, better equipped to live life.

The Holy Wow is not found through a casual or haphazard approach. The words used throughout Scripture to describe how to engage God's Word drip with radical intentionality—earnestly seek, heed, meditate, grasp, understand. And then there are analogies: digging for hidden treasure, searching for silver, building a house on the rock. These descriptions point to the notion that the more we press in, the more we get back. The verses below give insight into Holy Wow Bible engagement.

Psalm 119:15 | Proverbs 2:4-5 | Matthew 7:24 | Matthew 13:23 | John 14:21 | Hebrews 11:6

THE INWORD APPROACH

With InWord materials you will see hints of inductive Bible study, an approach that has proven to be one of the most effective tools available for discovering what the Bible says (observation), what it means (interpretation), and how it can be applied to real-life situations (application). Below is InWord's distilled version as you'll see it in the personal prep (Prep It) and session guides (Lead It).

Digging In (Observation)

Here you will be asked to look for things ("wonderful things" to quote Psalm 119:18) using a variety of tools to increase your level of engagement: marking with symbols, highlighting with colors, underlining, circling, listing. This is the most important, yet most overlooked, step in meaningful Bible engagement. This is when we ask God to show us what He wants us to see, which sets up the next step, interpretation. The acts of observing and digging lay the foundation for the Holy Wow.

Cross-Checking (Observation/Interpretation)

The best commentary on Scripture is Scripture. Occasionally you and your students will be asked to check out other passages that can shed light on the primary verses of your session.

Taking It Inward (Interpretation)

It's here that we internalize what God shows us from the Digging In exercise. This is when the light bulb of the Holy Wow clicks on. You'll be asked to process your Digging In observations through ruminating, meditating and journaling your thoughts. Note: The more diligent our observation, the more accurate our interpretation.

Putting Into Practice (Application)

This is when the Holy Wow leads to transformation, causing us to adjust an attitude, change behavior, worship out of gratitude, or to do a specific command such as take care of widows and orphans. A simple question to ask at this point: God, what do I need to do?

PERSONAL PREP (PREP IT)

Because the best discipleship comes out of the overflow of the leader, we want to give you every opportunity to enjoy an overflow of Holy Wow. The book you currently hold in your hands is your personal study. Think of it as your personal time in God's Word that comes with a bonus: guides for leading others in Bible study.

Scripture Sheets: Scripture sheets for your Prep It personal study are included with each session. Many exercises call for marking and highlighting key observations. Of course, you can use your own Bible or an e-Bible for these exercises. You'll find Scripture sheets to print for your students online with your Lead It session guide at www.inword.org/online-guides.

ONLINE LEADER GUIDE (LEAD IT)

www.inword.org/online-guides

Once you've completed your personal prep, you'll want to choose the guide that best fits your setting. You'll find these online. Go to www.inword.org where you'll see the menu button "online guides." After clicking "online guides" enter password information noted below. The guides follow the approach outlined above, giving students ample opportunity for personal solitude as well as invigorating processing and application in community.

Password for *Faith Basics*: [password not available for this preview session]

Guides to choose from:

- MS** **Middle School:** This session is intended for grades six through eight. The session covers less material and contains more activities.
- HS** **High School:** This session is intended for the high school student who is looking for depth and has perhaps "signed up" for a deeper experience.
- CA** **College Age:** This session is geared for young adults, whether in college or working a job. The content does assume some spiritual initiative or curiosity on the part of the students and asks questions that may not resolve.
- CH** **Coffee House:** Just what it says—a lighter approach for the coffee house or McDonalds setting. The most appropriate age group would be high school or college age. Be sure to tip well.
- SO** **Social Media:** Want to lead a virtual small group? Or support your in-real-life small group with social media posts? Each session comes with 3-4, ready-made posts for you to use with your favorite social media app.

STUDENT "JOURNAL" PAGES

You'll find student pages and Scripture sheets with your online guide. You have permission to reproduce as many student pages as you need. We call them "journal pages" in that these pages become a "journal" of your students' experience in this study. Recommendation: Give your students a way to collect their journal pages and Scripture sheets from week to week with something like a notebook or a folder.

WHAT YOU'LL NEED

For every session you'll need the same basic materials: Bibles, pens, colored pencils, a whiteboard and markers. Obviously the coffee house session will be different—we won't be asking you to take a whiteboard into Starbucks. You'll need to print out Scripture sheets and journal pages for each student. It would be helpful to provide your students

with a tool for keeping their sheets together such as a folder or three-ring notebook. This tool will then become a personal journal of their experience in this study.

Some sessions, especially middle school, have options that require a few other supplies.

STEPS AT A GLANCE

STEP	TASK	TIME
1	DO YOUR PREP Use the Prep It in this book as your personal study prior to your session.	30-60 minutes
2	CHOOSE YOUR GUIDE Go to www.inword.org/online-guides to download/print the Lead It guide appropriate for your group.	5 minutes
3	PRINT YOUR SHEETS Along with your Lead It guide, print student pages for your students.	5 minutes
4	REVIEW YOUR SESSION Review the Lead It guide to be sure you're familiar with the exercises; collect any materials called for.	10 minutes

INNERgized WEB SUPPORT

If multiple session guides for you to choose from aren't enough, there's more! You can find additional resources and tie-ins for each session at www.inword.org/innergized. Here you'll find up-to-date media suggestions, additional study background, and more session ideas to help you customize the Bible study experience for your students. Enter the following access information for *Faith Basics* when prompted.

Password: [password not available for this preview session]

PRAYER EFFORT

The purpose of this study isn't to simply fill up the next few Wednesday nights in your student ministry schedule. It's an opportunity for God to speak to your students through His Word. Therefore, the most important component of your preparation is prayer. We suggest that you organize a group of prayer partners who will pray specifically for your group's experience in this study.



The goal of this study is to help students understand how rescued Christians are and how dependent we need to be on Christ and His Word. By studying these six basics of the Christian faith in an engaging, inductive manner, students will gain a greater understanding of how devastating that Garden of Eden sin was, how separated we are from God, and how Christ enables us to bridge that separation. The better we understand what we are without God, the more we appreciate who we are with God. This is a great exercise for those who are new to the Christian faith, as well as for those who have grown up in church and have possibly lost the perspective of how radical and revolutionary a relationship with Jesus Christ is. Students will also be introduced to tools for Bible engagement that they will use for life.

REVIEW TOOL



This study lends itself to a review tool that you might want to utilize. In three of the Lead It session guide tracks (middle school, high school, college age) you'll see an option for a review item, a simple item to serve as a memory trigger for each session. Since you know whether this is something your group might respond to, it's your call as to whether you use the tool. Here is a snapshot look at the review items.

- | | |
|----------------------|--|
| Session 1: | <i>God's Word: Start Here</i> |
| Review Item Options: | Commitment card for creating a personal plan for Bible engagement
Tiny Bibles |
| Session 2: | <i>Sin: It Sinks</i> |
| Review Item Options: | Palm-sized rock
Fishing sinker/bait (not live, no hooks) |
| Session 3: | <i>Salvation: Rescued Just in Time</i> |
| Review Item Options: | Roll of Lifesavers candy
Survival/paracord bracelet |
| Session 4: | <i>Redemption: Paid in Full</i> |
| Review Item Options: | Admit One: PAID ticket
Short lengths of chain (lightweight or plastic) |
| Session 5: | <i>The Holy Spirit: Plug into the Power</i> |
| Review Item Options: | Power plug adapter
Homemade tag for phone charger |
| Session 6: | <i>Sharing Your Faith: Throw the Rope</i> |
| Review Item Options: | Small section of nylon rope
Survival/paracord bracelet |



FAITH BASICS

SESSION 3





SETTING THE HEART

As you saw in Session 2, one man's sin separated all of us from God. As you also saw, One Man's act of righteousness is able to bring us all back to God. *Thank you, God!!* He didn't have to provide for us, but He did! The beauty of having an escape route out of this sinful world almost makes the sinful world worthwhile. Key word — *almost*. It would be nice to live in a Garden of Eden existence, but we don't. In a letter Paul wrote to Titus, one of his ministry buddies, he described this beautiful escape route. Read this passage before you begin. After you've read the passage, ponder for a few minutes the wonder of the Christian faith.

³ At one time we too were foolish, disobedient, deceived and enslaved by all kinds of passions and pleasures. We lived in malice and envy, being hated and hating one another. ⁴ But when the kindness and love of God our Savior appeared, ⁵ he saved us, not because of righteous things we had done, but because of his mercy. He saved us through the washing of rebirth and renewal by the Holy Spirit, ⁶ whom he poured out on us generously through Jesus Christ our Savior, ⁷ so that, having been justified by his grace, we might become heirs having the hope of eternal life.

—Titus 3:3-7



INTRO

The word "salvation" is almost synonymous with Christianity. Even much of the secular world knows that you "must be saved" to become a Christian. Consequently, while the word "salvation" has not quite reached cliché status, it may be close to losing the impact it should have. And yet, there is probably not a more descriptive word that portrays what has happened to us through Jesus Christ. We were on a downward path to death with no escape of our own. Something (or Someone) had to rescue us. Thankfully, Someone did. When you think "saved" or "salvation," think "rescued" — because that's exactly the type of salvation we experience!

INSIGHT

The Greek word for salvation is *sotería*. You may recognize that in the word "soteriology," which is the doctrine of salvation (you'll hear that word around seminary hallways, especially when students are trying to sound smarter than they are). *Sotería* comes from the root word *sozo*, which literally means "to rescue from peril." Wow! What a vivid picture of God's rescue of us. We are surrounded by peril with no hope of escape, and then we are "sozoed"!

DIGGING IN

Using your Session 3 Scripture sheets in this book (at the end of this session), read the Romans 6 passage printed there. As you read it you will notice several references to “you.” Actually, there are two “you’s” — “Sinful You” And “Free You.” As you read the passage, mark every “you.” If it’s a “Sinful You” mark it with a frowney . If it’s a “Free You” mark it with a smiley . Now look at your markings and list below all the characteristics, benefits, and consequences of each “you” in the proper column.



Sinful You



Free You

TAKING IT INWARD

Looking at those two lists, answer two simple questions:

Which list best describes **you**?

Which **you** would **you** rather be?

DIGGING DEEPER

The Titus 3 passage you read in the Setting the Heart section of this Prep It gets to the core of salvation. Using your Scripture sheet, read Titus 3:3-7 again and do the following:

- **Mark any reference to or description of the writer of this passage (Paul). This would include words such as “we,” “us,” and “our.”**
- **Using another color or symbol, mark any reference to God or anything that describes Him. Don’t forget to mark pronouns!**

Special note: When you read the word “justified,” substitute the phrase “made just as if I’d never sinned.” This phrase helps define justification and may give some clarity as you read.

Once you’ve read and marked the passage, look at what you’ve marked, and list below what you learn about “us” and what you learn about God.

Us

God

TAKING IT INWARD

Spend some time reflecting on these two lists side-by-side. On your “Us” list, circle words or phrases that describe us before we are saved. Now circle anything in your “God” column that describes why or how God saved us. Do you see a contrast? Do you see how dirty and un-God-like we are? And yet, we are still able to be rescued! Put a box around anything that describes us after we are saved.

CROSS CHECKING

The following passages contain valuable instructions from various people in the New Testament regarding salvation. As you read them in your Bible, list in the space provided any instructions you see related to salvation.

Matthew 4:17

Luke 13:2-3

John 5:24 (pick up at 5:19 to see who is talking and why)

Romans 10:9-10

1 John 1:9

OK, now it’s time to put it all together. Remember that extra-terrestrial for whom you drew your diagram in Session 2? Well now pretend that he’s interested in being saved (it must have been a good diagram!). Based on the passages you’ve just studied, what would you tell him he needs to do? (We’re not trying to save aliens here, but are simply trying to break everything down to the simplest, most bite-sized chunks.) You may be familiar with certain “plans of salvation” (e.g., the Four Spiritual Laws or the Roman Road); try to erase these from your mind for now and work simply from how God has spoken to you as you have studied His Word. Jot your instructions below. If you need some “thought food,” read the Insight section that follows.

INSIGHT

The notes below may help you identify some instructions for salvation. You'll be asking your students to place these instructions for salvation in a logical order. While there is no set order, the instructions are listed below in a prospective sequence.

Hear Jesus' words (John 5:24):

The first step toward salvation is becoming aware of the need for it and the fact that it exists. People can become aware of Jesus' words through many means: other people, music, radio, the Bible, and so forth.

Believe God, who sent Jesus (John 5:24):

Before any action is taken, people must realize that God is truth and see what God did to restore His fallen creation.

Repent (Matthew 4:17 and Luke 13:2-3):

Once people believe that what God did is true, they will understand that they are separated from God. The Old Testament use of the word "repent" (in most cases, *shuv*) means to "turn around" or "turn back" — literally a change of direction. The New Testament use of "repent" (*metanoéo*) includes the meaning of changing direction but also incorporates a change of heart. The person repenting needs to experience regret or sorrow. When you look at the deeper meaning, the word "repent" becomes so much more descriptive of the whole process. It also implies that a person must admit that they've been on the wrong path — a downhill slope toward peril, with no brakes.

Confess your sins (1 John 1:9):

This step could actually be part of the repentance process. If we truly regret the road we have been on (separated from God, heading downhill toward peril), we are going to want to clean ourselves out before God. Confession is the tool that does this.

Believe God raised Jesus from the dead (Romans 10:9-10):

The paramount element of this whole process is that Jesus disabled sin's consequence of death by conquering death through His resurrection. As we saw in Romans 6 (and in Session 2), sin leads to death. In order for us to be free from death, Someone had to conquer it!

Confess with your mouth that Jesus is Lord! (Romans 10:9-10):

This seems to be where we stop short sometimes. The Greek word used here for Lord is *Kúrios*, which implies ownership — the fact that someone is master over someone else. Thus, salvation must include recognizing Jesus as our master. He owns us; we are to be totally sold out to Him.

TAKING IT INWARD

As you prepare to lead students into an understanding of salvation, take a couple moments to ponder your personal journey as it relates to the truth you have just explored in Scripture.

What has God shown you about your personal salvation experience?

How has your salvation experience become “same ol’ same ol’” and what are you being prompted to do to revitalize your experience?

Reflect on how desperately lost you were and how dramatically God saved you. Take a few moments to praise God for your rescue. You may want to write a prayer to God to thank Him for the incredible gift of salvation.

PUTTING INTO PRACTICE

By now you should have a deeper understanding of salvation and how we are able to receive it. Hopefully you gained a renewed sense of how rescued we really are — that we are all on a downhill journey toward death with no way out on our own. Our Creator had to do something to save us. Thankfully, He did!

Use the questions below to get hyper-practical with this truth.

How can a revitalized salvation experience help you in the following life areas?

Temptation:

Worship:

Friendships:

Relationships (family, dating):

Spiritual Disciplines:

Difficult or frustrating circumstances:

What other areas of life can be affected by personal gratitude for salvation?

Before you close this book, select and review your Lead It Guide online at www.inword.org (www.inword.org/online-guides). You'll want to be familiar with the exercises and confident with the flow of the session. Allow time for gathering any supplies called for (see "Materials Needed" in the Lead It Guide) along with printing the guides and student pages.



Romans 6:20-23

- ²⁰ When you were slaves to sin, you were free from the control of righteousness.
- ²¹ What benefit did you reap at that time from the things you are now ashamed of? Those things result in death!
- ²² But now that you have been set free from sin and have become slaves of God, the benefit you reap leads to holiness, and the result is eternal life.
- ²³ For the wages of sin is death, but the gift of God is eternal life in Christ Jesus our Lord.

Titus 3:3-7

- ³ At one time we too were foolish, disobedient, deceived and enslaved by all kinds of passions and pleasures. We lived in malice and envy, being hated and hating one another.
- ⁴ But when the kindness and love of God our Savior appeared,
- ⁵ he saved us, not because of righteous things we had done, but because of his mercy. He saved us through the washing of rebirth and renewal by the Holy Spirit,
- ⁶ whom he poured out on us generously through Jesus Christ our Savior,
- ⁷ so that, having been justified by his grace, we might become heirs having the hope of eternal life.